



Biomass Silo Systems


W422 - 4 Ton Pellet Store

This 2m square footprint silo provides a robust, reliable and cost effective means of storing your wood pellet fuel and can come in both indoor and outdoor models. Manufactured from galvanised steel they are designed to be flat packed allowing them to be delivered direct to site for quick and easy assembly.

The feed outlet is suitable for either auger or vacuum extraction and a range of optional extra's allow users to customise the silo to their exact requirements.

Product Code	W422
Footprint	2m x 2m
Height	2.855m
Volume	8.44m ³
Useful Capacity	4.5 Tons
Flat Packed Dimensions	(L)2500mm x (W)1250mm x (H)1000mm
Empty Weight	425kgs
Approx Assembly Time	4.5 hours for two people

Standard Features



Bulk Delivery Connections

Filling and ventilation pipework with delivery connections

Bag Filling Panel

For bag filling and periodic cleaning and maintenance

Inspection Window

For checking pellet levels

Manual Extraction Chute

For withdrawing pellets can be positioned on any side

Feed Shut Off Slide

To isolate feedbox during cleaning filling or maintenance

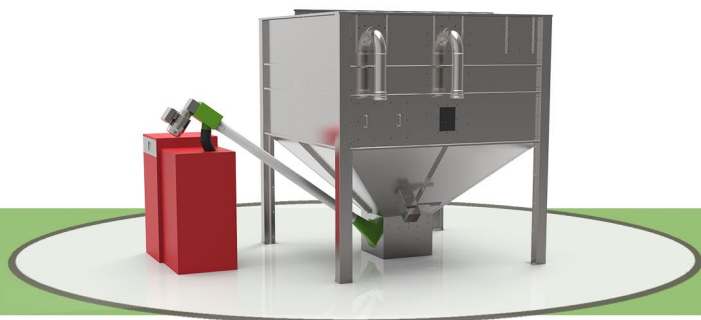
Feed Outlet

Choice of standard auger or vacuum feed outlets

Dust Removal Panel


For removal of dust from silo

Feed Options



Rigid Auger

For short auger runs we supply 3-4m long straight augers which collect from the outlet and transport them to the boilers day hopper



Flexi Auger

When short straight run is not possible we can supply flexi augers ranging from 3-10m. These are supplied with 2 X 45 degree bends allowing flexibility in the auger run



Vacuum System

A vacuum extraction probe allows for pneumatic extraction of the pellets over short distances. A dosing auger can also be supplied for longer vacuum distances

Optional Extras

Greencoat Finish



PVC coated finish gives the product a 30 year outdoor life

Timber Cladding Kits



Treated timber cladding panels to help give the silo a more natural look

Apex Roof



Optional roof design for use in areas that experience high snow loads